

In my office when I send people home with patches I make a drawing of where to put the patches.

I stamp each patch individually so that they look like they are from my office.

I took the time to create the stamps so you don't have to.

QW is Ice wave White To patients I call it Qi Movers

QT is ice wave tan (Qi mover Tan)

EW is Energy White

ET is Energy Tan

Y is Carnosine– I call it YOUTH to patients

A is Aeon– I call it Anti Stress to patients

D is Glutathione– I call it Detox to patients

CR is Cravings which is the SP6 patch

S is the Sleep patch (silent nights)

Go to:

Vistaprint.com

User ID or E mail is:

patchingstamps@gmail.com

The password is

patchme123

When you are in go to:

My account

My Portfolio

There you will see all the stamps

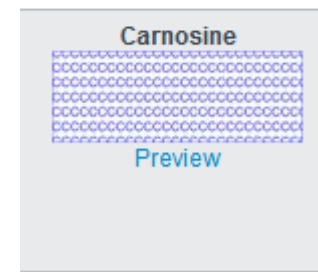
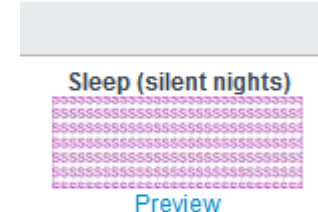
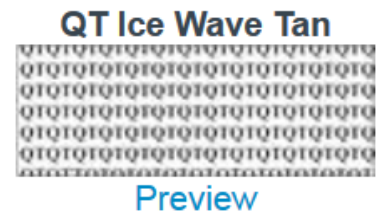
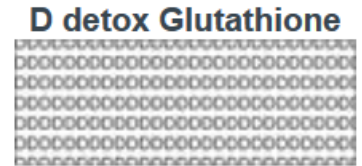

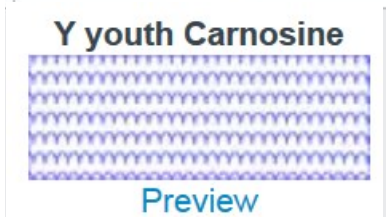
This is a general account for everyone so DO NOT SAVE YOUR CREDIT CARD INFORMATION on the site.

I made the stamps big enough so that you can stamp 2 patches at a time.

If they send the receipt to the g mail account and you want to forward it to yourself here is the info:

patchingstamps@gmail.com

patchme123



I also made envelopes for my office that I label “Pro Acu Patch”

This is so that they do not go to order them on their own. If they seem to need a lot and I want to sign them up then I offer them, but it is at my choosing and I don't have to go into the whole system unless I want to.

If they ask about the patches I tell them to go to

“**ProAcuPatch.com**” also my creation. It says this is a website for doctors but it gives enough information so they can understand about the patches.

I do not give them this site “HelpMePatch” or Lifewave.com

These are the envelopes I carry the patches around in my office. I do not give these to patients. So you only need a few envelopes.

